



Seesaw

Parent, Carer and Guardian:
Guide to getting started with Seesaw

Ms A Burns - St Ninian's Primary School

Contents



- * What is Seesaw?
- * The apps
- * Downloading the apps
- * Accessing key features

What is Seesaw?



Seesaw is a simple way for teachers and students to record and share what's happening in the classroom.

Seesaw gives students a place to document their learning, be creative and learn how to use technology.

Each student gets their own journal and will add things to it, like photos, videos, drawings, or notes.

When there are new Seesaw posts, families can be notified via app notification, email or SMS.

You are only notified about your own child's work, and all data is safe and secure.

<https://web.seesaw.me/parents>

The Apps - Seesaw Class



Seesaw Class is used in school and at home by the pupil.



- * Pupils log into the app using a QR code given to them by their teacher
- * The teacher can send messages to pupils
- * Pupils can access their journal
- * Pupils can access and complete activities set by their teacher
- * Pupils can see only their work

Downloading the Apps



Seesaw can be used on the following devices:

- * A computer/laptop
- * An iOS device such as an iPad or an iPhone
- * An Android device
- * An Amazon Kindle

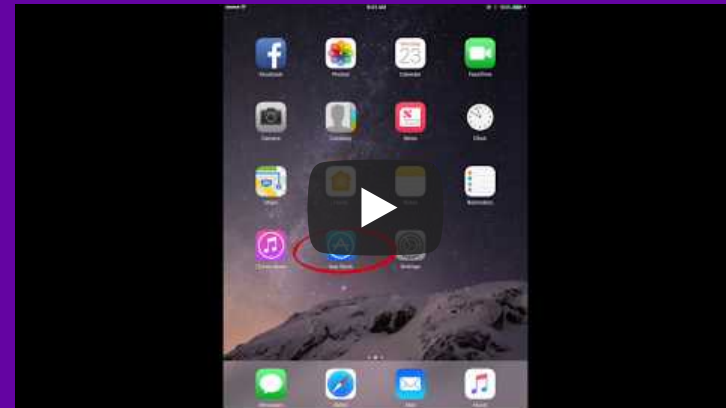
Guidance on how to access Seesaw can be found on this website.

<https://help.seesaw.me/hc/en-us/articles/204687495-What-platforms-and-operating-systems-does-Seesaw-support->

Downloading the Apps



Accessing Seesaw on an iOS device like an iPad or and iPhone

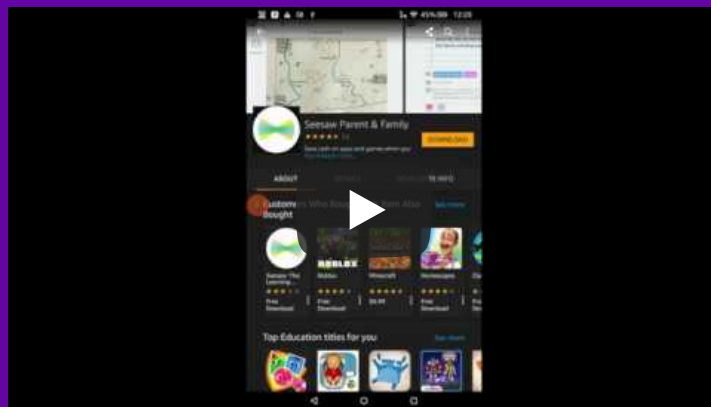



Remember, if you are using a Glasgow City Council device, you will find the Seesaw App in the Self Service area.

Downloading the Apps

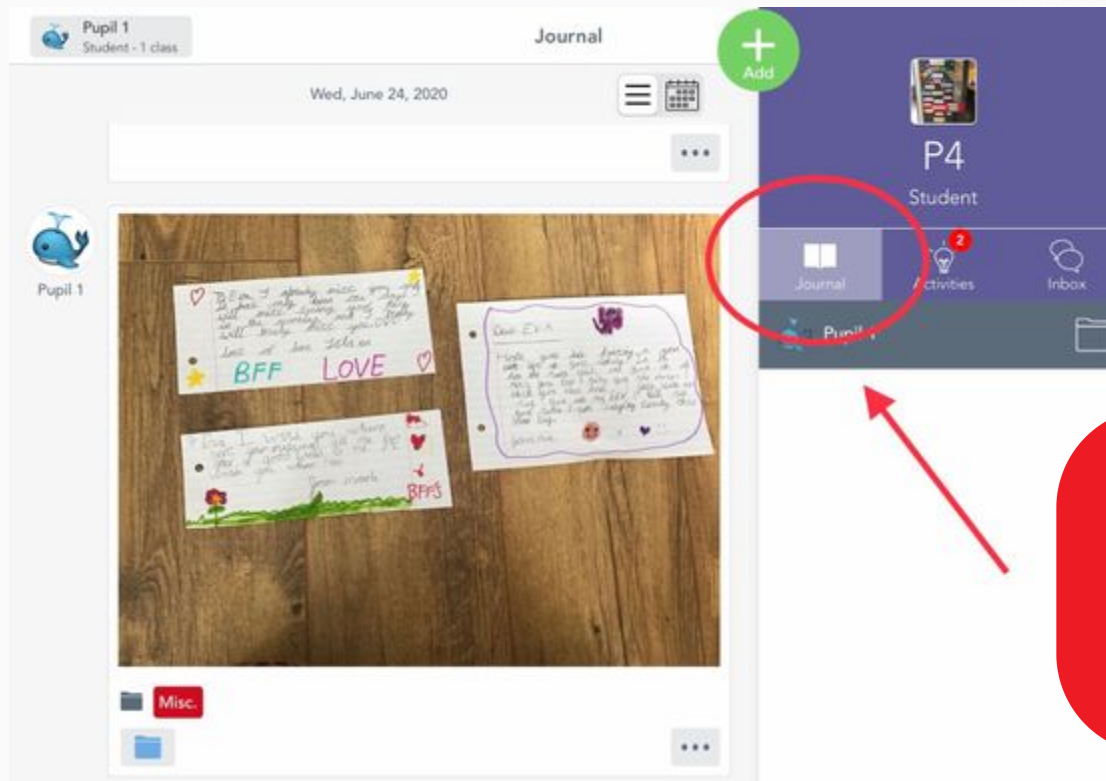


Accessing Seesaw on an Android device



Accessing Seesaw on an Amazon Kindle

Key Features - Class App



The journal is where the pupil can see all their work that they have submitted to their teacher.

Key Features - Class App



Pupil 1
Student - 1 class

Activities

Adjectives

Waiting for response

+ Add Response

30 Apr 2020

Grammar: number adjectives

Copy and complete into your jotter. In the practise activity it asks you to underline the number adjectives and to also draw a ring around the noun that the number adjectives is describing. I would suggest using one colour to underline and a different colour to put a ring around the noun. If you find it easier you could complete this on your device using the tools. However the focus and extension sections would be best copied into your jotter.

Play Instructions (00:45)

Waiting for response

+ Add Response

30 Apr 2020

P4 student

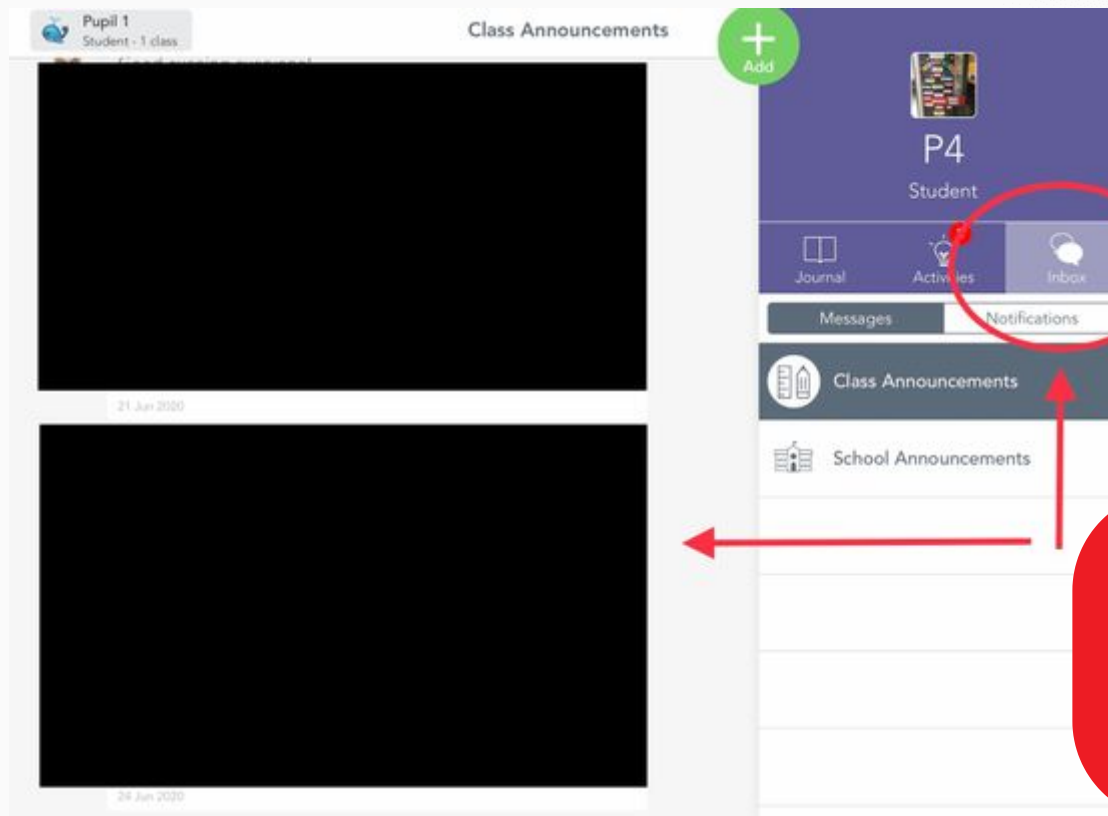
Activities

Waiting for Response

Class Activities

Activities is where the pupil can see all the work the teacher has assigned for them to complete.

Key Features - Class App



The Inbox is where the pupil can see messages sent by their teacher.

References



Seesaw (2018), Downloading and Installing Seesaw on iPad

Retrieved from https://www.youtube.com/watch?time_continue=12&v=TgAVbZIGLI0&feature=emb_logo

Seesaw (2018), Download and Install Seesaw on Android

Retrieved from https://www.youtube.com/watch?v=wng_zTWU0FE&feature=emb_logo

Seesaw (2018), Download and Install Seesaw on Kindle

Retrieved from https://www.youtube.com/watch?v=khhvh0obfss&feature=emb_logo



Ms A Burns
St Ninian's Primary School